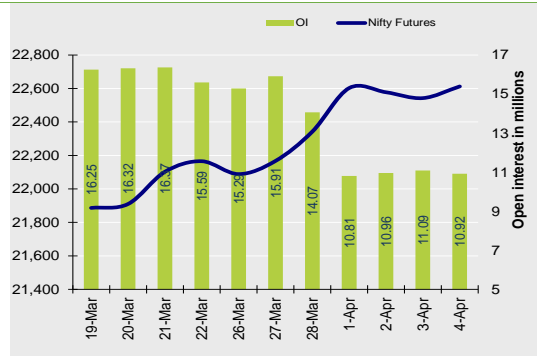


Nifty Snapshot

	Close	Prv Cl.	Ab chg	% chg
Spot	22,514.65	22,434.65	80.00	0.36
Futures	22,612.25	22,542.60	69.65	0.31
OI(ml shr)	10.92	11.09	-0.17	-1.53
Vol (lots)	236944	134861	102083	75.69
COC	97.60	107.95	-10.35	-9.6
PCR-OI	1.01	0.97	0.05	4.8

Nifty Futures Price v/s OI



Institutional Activity in previous trading session

(in Rs cr.)	Buy	Sell	Net
Index Futures	6069.36	6823.25	-753.89
Index Options	4054156.15	3963296.11	90860.04
Stock Futures	24884.64	31471.43	-6586.79
Stock Options	48062.96	48143.15	-80.19
FII Cash	13,478.62	14,615.09	-1,136.47
DII Cash	12,218.87	13,111.98	-893.11

Net FII Activity (in Rs cr.)

Date	Idx Fut	Stk Fut	Idx Opt	Cash
4-Apr	-753.9	-6586.8	90860.0	-1136
3-Apr	-1677.4	-10315.5	29005.8	-2214
2-Apr	677.9	-1610.2	10390.3	-1623
1-Apr	275.3	1019.6	-7064.3	-522
28-Mar	67.9	10278.9	19785.2	188
27-Mar	-1115.9	-2541.2	-14661.5	2170

Technical Pivot (Intraday):

	S2	S1	PIVOT	R1	R2
NIFTY	22320	22465	22565	22715	22815
BANKNIFTY	47745	47970	48150	48375	48550

(Price is in Rs; OI is in million units; Price chg and OI chg are in percentage) **NB RESEARCH**

Fresh Longs seen in:

Scrip	Price	Price chg	OI	OI Chg
IPCALAB	1276.8	4.6	2.9	15.2
KOTAKBANK	1754.9	0.7	41.8	13.0
LICHSGFIN	647.3	0.4	17.9	11.4

Short Covering seen in:

Scrip	Price	Price chg	OI	OI Chg
FINNIFTY	21450.0	0.6	0.1	-16.2
BANKNIFTY	48199.1	0.6	2.2	-11.5
HINDCOPPER	314.7	0.6	35.1	-7.7

Fresh Shorts seen in:

Scrip	Price	Price chg	OI	OI Chg
INDIAMART	2501.1	-3.2	1.4	37.0
IDEA	13.4	-1.5	2272.2	7.3
DLF	893.2	-1.9	44.0	7.1

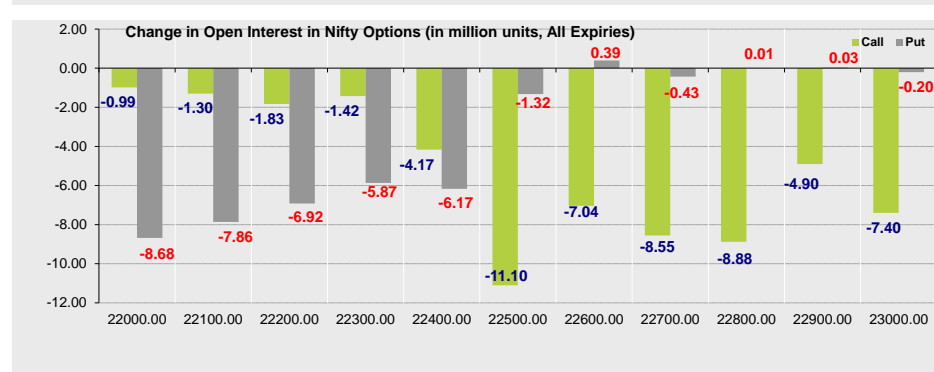
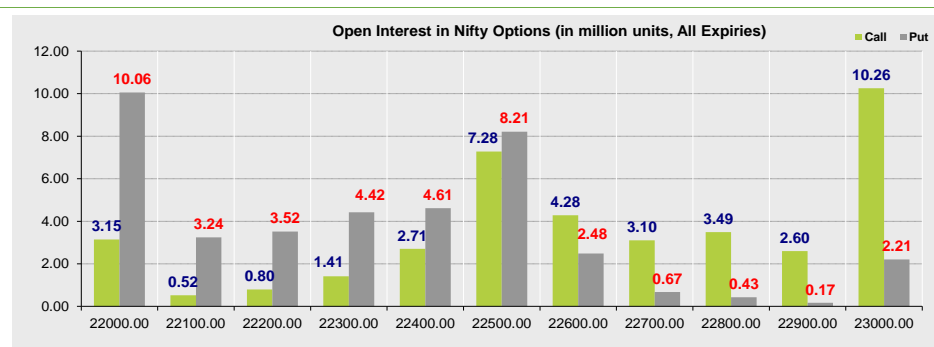
Long Unwinding seen in:

Scrip	Price	Price chg	OI	OI Chg
DALBHARAT	2031.2	-0.9	3.1	-7.7
COROMANDEL	1148.5	-0.1	1.5	-7.1
SAIL	146.6	-1.6	175.2	-5.0

Summary

- Indian markets closed on a positive note where buying was mainly seen in IT, Banking & Automobiles sectors. Nifty Apr Futures closed at 22612.25 (up 69.65 points) at a premium of 97.60 pts to spot.
- FII's were net sellers in Cash to the tune of 1136.47 Cr and were net sellers in index futures to the tune of 753.89 Cr.
- India VIX decreased by 1.34% to close at 11.22 touching an intraday high of 11.84.

Open Interest in Nifty Options:



- The above second chart shows previous trading day's change in Nifty options where Liquidation in OI were seen in 22400, 22300, 22200 strike Puts and at 22500, 22600, 22700, 22800 strike Calls indicating market is likely to remain range bound in the near term.
- Highest OI build-up is seen at 23000 strike Calls and 22000 strike Puts, to the tune of 10.26mn and 10.06mn respectively.

Outlook on Nifty:

Index is likely to open on a gap down note today and is likely to remain range bound during the day.

NIFTY50 Options OI (CE OI = Resistance) (PE OI = Support)			
Symbol	Highest CE OI	Highest PE OI	CMP
ADANIPTS	1400	1300	1370
ADANIENT	3400	3000	3228
ASIANPAINT	3000	2800	2923
AXISBANK	1100	1050	1066
BAJAJ-AUTO	9500	8000	9174
BAJAJFINSV	1660	1600	1665
BAJFINANCE	7500	7000	7322
BHARTIARTL	1300	1200	1213
BPCL	620	600	602
BRITANNIA	5000	4500	4819
CIPLA	1500	1400	1466
COALINDIA	450	400	450
DIVISLAB	3800	3400	3745
DRREDDY	6200	6100	6158
EICHERMOT	4200	4000	4026
GRASIM	2320	2200	2278
HCLTECH	1600	1500	1548
HDFCBANK	1600	1400	1532
HDFCLIFE	650	600	626
HEROMOTOCO	4800	4400	4545
HINDALCO	600	580	580
HINDUNILVR	2300	2400	2272
ICICIBANK	1100	1050	1082
ITC	435	430	424
INDUSINDBK	1600	1600	1550

NIFTY50 Options OI (CE OI = Resistance) (PE OI = Support)			
Symbol	Highest CE OI	Highest PE OI	CMP
INFY	1500	1500	1494
IOC	175	170	171
JSWSTEEL	900	800	865
KOTAKBANK	1800	1700	1755
LT	4000	3600	3814
LTIM	5000	4900	4962
M&M	2000	1800	2010
MARUTI	13000	12000	12607
NESTLEIND	2600	2500	2551
NTPC	350	340	356
ONGC	280	270	270
POWERGRID	300	260	279
RELIANCE	3000	2900	2942
SBILIFE	1500	1400	1469
SBIN	800	750	763
SUNPHARMA	1640	1500	1623
TATACONSUM	1200	1100	1124
TATAMOTORS	1100	900	1018
TATASTEEL	170	150	164
TCS	4000	3800	4015
TECHM	1300	1200	1285
TITAN	3800	3500	3799
ULTRACEMCO	10500	9600	10041
UPL	500	450	495
WIPRO	500	450	490

Derivative Recommendations:

Stock Name	Call (Buy/Sell)	Entry price	Targets	Stop Loss	Duration	Status
HEROMOTOCO FUT	Sell	4532.4	4270	4620	1-2 Days	Open
BAJAJFINSV 1660CE	Buy	45.5	66	32	1-2 Days	Open
MFSL 1040CE	Buy	41	62	30	1-2 Days	Open

FROM THE EQUITY DERIVATIVE DESK:

NIRAV HARISH CHHEDA
AVP - DERIVATIVES AND TECHNICAL RESEARCH
E-Mail: nirav.chheda@nirmalbang.com
Tel no: 6273-8199/8000

AMIT BHUPTANI
SNR.DERIVATIVES AND TECHNICAL RESEARCH ANALYST
E-Mail: amit.bhuptani@nirmalbang.com
Tel no: 6273-8242/8000

DISCLOSURES

Research Reports that are published by Nirmal Bang Securities Private Limited (hereinafter referred to as "NBSPL") are for private circulation only. NBSPL is a registered Research Analyst under SEBI (Research Analyst) Regulations, 2014 having Registration no. INH000001766. NBSPL is also a registered Stock Broker with National Stock Exchange of India Limited, BSE Limited, Metropolitan Stock Exchange of India Limited, Multi Commodity Exchange of India Limited, National Commodity and Derivative Exchange Limited and Indian Commodity Exchange Limited in cash and Equity and Commodities derivatives segments.

NBSPL has other business divisions with independent research teams separated by Chinese walls, and therefore may, at times, have different or contrary views on stocks and markets.

NBSPL or its associates have not been debarred / suspended by SEBI or any other regulatory authority for accessing / dealing in securities Market. NBSPL, its associates or analyst or his relatives do not hold any financial interest (Except Investment) in the subject company. NBSPL or its associates or Analyst do not have any conflict or material conflict of interest at the time of publication of the research report with the subject company. NBSPL or its associates or Analyst or his relatives may or may not hold beneficial ownership of 1% or more in the subject company at the end of the month immediately preceding the date of publication of this research report.

NBSPL or its associates / analyst has not received any compensation / managed or co-managed public offering of securities of the company covered by Analyst during the past twelve months. NBSPL or its associates have not received any compensation or other benefits from the company covered by Analyst or third party in connection with the research report. Analyst has not served as an officer, director or employee of Subject Company. NBSPL / analyst has not been engaged in market making activity of the subject company.

Analyst Certification: The research analysts and authors of these reports, hereby certify that the views expressed in this research report accurately reflects my/our personal views about the subject securities, issuers, products, sectors or industries. It is also certified that no part of the compensation of the analyst(s) was, is, or will be directly or indirectly related to the inclusion of specific recommendations or views in this research. The analyst(s) principally responsible for the preparation of this research report and has taken reasonable care to achieve and maintain independence and objectivity in making any recommendations.

DISCLAIMER

This report is for the personal information of the authorized recipient and does not construe to be any investment, legal or taxation advice to you. NBSPL is not soliciting any action based upon it. Nothing in this research shall be construed as a solicitation to buy or sell any security or product, or to engage in or refrain from engaging in any such transaction. In preparing this research, we did not take into account the investment objectives, financial situation and particular needs of the reader.

This research has been prepared for the general use of the clients of NBSPL and must not be copied, either in whole or in part, or distributed or redistributed to any other person in any form. If you are not the intended recipient you must not use or disclose the information in this research in any way. Though disseminated to all the customers simultaneously, not all customers may receive this report at the same time. NBSPL will not treat recipients as customers by virtue of their receiving this report. This report is not directed or intended for distribution to or use by any person or entity resident in a state, country or any jurisdiction, where such distribution, publication, availability or use would be contrary to law, regulation or which would subject NBSPL & its group companies to registration or licensing requirements within such jurisdictions.

The report is based on the information obtained from sources believed to be reliable, but we do not make any representation or warranty that it is accurate, complete or up-to-date and it should not be relied upon as such. We accept no obligation to correct or update the information or opinions in it. NBSPL or any of its affiliates or employees shall not be in any way responsible for any loss or damage that may arise to any person from any inadvertent error in the information contained in this report. NBSPL or any of its affiliates or employees do not provide, at any time, any express or implied warranty of any kind, regarding any matter pertaining to this report, including without limitation the implied warranties of merchantability, fitness for a particular purpose, and non-infringement. The recipients of this report should rely on their own investigations.

This information is subject to change without any prior notice. NBSPL reserves its absolute discretion and right to make or refrain from making modifications and alterations to this statement from time to time. Nevertheless, NBSPL is committed to providing independent and transparent recommendations to its clients, and would be happy to provide information in response to specific client queries.

Before making an investment decision on the basis of this research, the reader needs to consider, with or without the assistance of an adviser, whether the advice is appropriate in light of their particular investment needs, objectives and financial circumstances. There are risks involved in securities trading. The price of securities can and does fluctuate, and an individual security may even become valueless. International investors are reminded of the additional risks inherent in international investments, such as currency fluctuations and international stock market or economic conditions, which may adversely affect the value of the investment. Opinions expressed are subject to change without any notice. Neither the company nor the director or the employees of NBSPL accept any liability whatsoever for any direct, indirect, consequential or other loss arising from any use of this research and/or further communication in relation to this research. Here it may be noted that neither NBSPL, nor its directors, employees, agents or representatives shall be liable for any damages whether direct or indirect, incidental, special or consequential including lost revenue or lost profit that may arise from or in connection with the use of the information contained in this report.

Copyright of this document vests exclusively with NBSPL. Our reports are also available on our website www.nirmalbang.com